



*United States Naval Sea Cadet Corps*



---

## Sullivans Division Newsletter

*"We Stick Together"*

<http://thesullivansusnsc.org>

---

December 2022

Hamburg Township VFW Post 1419 & Buffalo NOSC

CO: LCDR Todd Caughill

XO: LTJG Richard Ryan

**TO ALL: BE SURE TO PAY ATTENTION TO THE ENTIRE NEWSLETTER, INCLUDING THE "ADDITIONAL INFORMATION" PAGE. IN IT, YOU WILL FIND BANQUET INFO.**

### *From The Desk Of The CO*



To all;

Season's Greetings!

I want to wish every cadet, parent and officer a safe, warm and Happy Holiday Season. We have traveled a long road from the days of Covid-19 taking over our lives. We are building the Sullivans Division back to a strong and proud division of the Sea Cadet Corps. I thank you all for being a part of this transformation to once again be at the top.

I am also not naive to the fact that we are not there yet. Together, we all must stay the course and continue to improve everything; from cadets doing coursework, attending trainings and being more involved in representing the Sullivans through color guards, to parents being involved in any way they can. And last but not least, officers striving to provide the best training, be a support mechanism for cadets, and make every effort to be the best leaders in the Cadets.

As we head into this drill weekend, I hope to have an enjoyable Holiday Banquet and Awards Ceremony. This is a chance for officers to let down their hair (within regulations of course) and talk with cadets and parents in a less official capacity. We have very few opportunities throughout the year to just relax and have some fun. I look forward to seeing you all next Saturday for the banquet but let's also not forget that drill is still on Sunday at the NOSC. Have a great week and see you then.

Compliments,

LCDR T. Caughill, USNSCC

*CO; The Sullivans Division/Training Ship Little Rock*



# **From The Desk Of The XO**



Hello all,

I hope all of you pulled through the record breaking snowfall without issues, especially those of you in Hamburg and Orchard Park! I want to wish you all a Merry Christmas, and Happy Holidays. This is a very busy time of the year for all of us. It's also a time we can get very frustrated. Classes are ending for the cadets at school, parents are busy shopping for the holidays, and don't forget the decorations. Take some time to slow down. Let yourself enjoy the holidays. One great way to do that is with our annual Christmas and Awards Banquet December 10<sup>th</sup>. I hope you all have ordered your tickets; anyone who has not and wishes to attend, please reach out to me and I will see what can be done.

The banquet is a great time. We award the cadets for their achievements throughout the year. Most of the awards the cadets do not know they will be receiving. It also gives us a time to show off our dress blues and our ribbon rack. The cadets work very hard earning the ribbons and medals they have and we should have more opportunities for them to show them off. The banquet is one way; annual inspection is another, as are the various color guards we perform throughout the year.

We have had many new cadets, and several floods in Supply, that have eaten away at our stock of dress uniforms in particular. We are trying to quickly replenish our stock of uniforms, so I apologize if you or your cadet does not have everything you need. We will continue to explore all our resources to secure these items.

Drill weekend is split between the Banquet on Saturday and the NOSC on Sunday.

Attendance is, as usual, expected both days. If you cannot attend either or both days please let the chain of command know promptly so we have a proper accounting.

As we look ahead to the New Year, the Annual National Inspection is coming up in January or February drill. For a good many of you, this will be your very first National Inspection. A great deal goes into producing a great inspection, but it starts with the cadets; your advancements throughout the year, your coursework completions, trainings you have completed and attendance counts BIG. Finally, it all culminates the day the Regional Director inspects the troops in their dress uniforms. Some things we can't change now but some we can, and those are the items we will be looking at during Sunday's drill day.

Winter training is another item that quickly comes upon us. We host winter training in February during the school break at Genesee County Park. It is a five day training opened to our unit first. This is a great opportunity to get training in locally that you need for advancement. Be looking at your calendar and be ready to decide if you can do this training. Be safe this holiday season, and take the time to enjoy it.

LTJG Richard J. Ryan, USNSCC

XO; The Sullivans Division/Training Ship Little Rock



# **UPCOMING DRILL**

## **December 10,11 2022**

**\*\*\* This is NOT an overnight drill \*\*\***

**Saturday is our banquet.**

**ALL Cadets will need to be dropped off and picked up at the NOSC on Sunday.**

**PAY ATTENTION TO LOCATIONS!**

**\*\*Location:** Hamburg Township VFW, Post 1419  
2985 Lakeview Rd.  
Hamburg, NY 14075

**Arrival Time** 10DEC - Officers 0900  
Cadets 0900

**Dismissal Time** 10DEC - Following Banquet Clean-up

---

**\*\*Location:** NOSC Buffalo (Naval Reserve Center)  
3 Porter Ave.  
Buffalo, NY 14201

**\*\* New Cadets: Directions on how to enter the NOSC are later in this newsletter.**

**Arrival Time** 11DEC - Officers 0715  
Cadets 0730

**Dismissal Time** 11DEC - 1545

**(immediately following afternoon muster; per NOSC regulations, we CANNOT be late to leave the facility)**

---

**\*\*Uniform Of The Day, **SATURDAY**: Dress Blues / Winter Salt & Peppers**

**\*\* Uniform Of The Day, **SUNDAY**: NWU's (Type I's or Type III's);  
**WITH CANTEEN & CANTEEN BELT; (Camelbacks approved for PO3 and above)**  
**PLEASE BE SURE TO WEAR A FRESH, CLEAN T-SHIRT WITH YOUR UNIFORM EACH DAY.****

See below for Seabag REQUIREMENTS.  
There is no excuse for missing items.

\*\*Lunch on Saturday is included with the price of your banquet ticket.  
Lunch on Sunday is **\$5.00**\*\*

## Attendance Deadlines

**CC/ACC's**: Company Attendance due to PO1 PASTWIK by **1600 Wednesday 07DEC22...**\*\*

**PO1 PASTWIK**: Division Attendance due to Chief, OPS and OIC's by **1700 Wednesday 07DEC22...**\*\*

*Attendance counts are now to be obtained by **PHONE CALLS** only.  
Get your **PHONE CALLS** done in time to meet the deadlines.*

***\*\*Be advised: A REASON is required for any absence.\*\****

***CC's/ACC's, make sure you confirm that EVERY CADET has received and read this newsletter and KNOWS WHAT TO WEAR TO THE BANQUET.***

---

## Sea Bag List *(not required for Saturday)*

-Sea Bag

**-Canteen & Canteen Belt (Camelbacks approved for PO3 and above)**

-Fresh Navy Blue or Brown T-shirt for appropriate NWU/Type III

-Black crew-length socks (at least 1 pair)

-Unit PT Gear

-Plain Black, Navy Blue, or Unit Hoodie/Sweatshirt

-Sneakers

-White crew-length socks (at least 1 pair)

**-DEODORANT**

-Brush/comb as necessary

-Hair products (hairbands/bobby-pins/hairspray as necessary)

# **From the Desk of the Operations Officer**

*Hello all and Happy December! We have all accomplished so much this year both at the unit level and a training level.*

*First and foremost, I want to urge you all to look at the uniform manual BEFORE the awards banquet. Ensure your dress blues are correct because we immediately turn around in 2023 for the annual inspection! The manuals are available to everyone, so please use them, especially new cadets and officers!*

*I would like to thank the CO, XO, and OICs for their continued support of the Operations Department. Winter Survival and summer trainings 2022 were a great success, and summer 2023 is no exception!*

*Thank you also to Command Chief Foeller, LPO Pastwik, and Head MAA Pawli. The three of you have excelled at creating a culture and setting expectations your predecessors would be proud of and our future leaders need to meet!*

*Currently, the Operations Department is working on a few things, most importantly we are preparing for summer trainings, while Command Chief Foeller is leading a team of Sullivans and Rochester cadets to provide feedback before Winter Survival training in 2023. Additionally, we are focused on developing the 2023 Navigation Plan (NAVPLAN), which will help guide us through the upcoming year, and also finally, creating a digital logistics inventory system.*

*Continue to read your 11 General Orders, practice your drill & ceremony, and be ready for the annual awards banquet, drill, and annual inspection!*

*Thank you all for an excellent 2022, and here is to going into 2023 strong and ready to take on every challenge.*

*We Stick Together!*

--

*V/r,*

*LTJG R. Caughill, NSCC  
Sullivans Division/TS Little Rock  
Operations Officer  
(716) 906-9509*

# **From The Desk Of The League Cadet OIC**

The importance of your military appearance is one of the first things we go over with you when you come into the program. You can find uniform requirements and grooming standards on Homeport (which you can find when you log into Quarterdeck). That being said, you ALL are expected to be in appropriate attire for the banquet. I sent all cadets **that have never attended our banquet**, AND your parents, an email a few weeks ago regarding your uniform expectations and components. I only received a response from one cadet(parent) with a question. I hope this means the rest of you are all squared away. If you and/or your parent did not receive anything from me, then we do not have a correct e-mail address on file and that needs to be fixed. Additionally, that would ALSO mean, that you did not create a new sea cadet gmail address (with the required format) as directed. Please do so ASAP and email LCDR Pawli (and copy me) **from that email**, to inform us that it was created.

\*\*\*The League Cadet dress uniform is the SAME FOR MALES AND FEMALES. The components are partly your responsibility and partly the units. So, if you have not been issued the pieces from the unit yet, *you are still expected to wear the pieces that you are supposed to purchase on your own*. The items you are responsible for are:

**-Plain White T-shirt. Crew Cut Plain Black Socks.**

**-Plain White, LONG SLEEVE, BUTTON-DOWN, Collared Dress Shirt. (no small buttons on collar-corners). Please get one with a breast pocket. \*MILITARY CREASES...see below.**

**-Plain Black, Dickies-Style Dress Pants. Flat Front. NO JEANS.**

**-Plain Black Shine-able Dress Shoes, that tie. NOT PATENT LEATHER.**

\*\*\*-**Plain Black Necktie, not a clip-on (We try to provide this, but do not always have them available. If you are able to get your own, it is helpful. If you are purchasing your own, please be sure to get one that fits your torso length appropriately.)**

*The following items are provided by the unit. Some of you may have them and some of you may not have received them yet. If you have not received them, you are still required to wear the dress clothes listed above.*

**- White Dixie Cup Cover (sailor hat)**

**-Nametag (if you have not gotten one yet, it will be given to you AT the banquet)**

**-Unit Flashes (Patches for Sleeves)...if you received them, you can find placement guidelines on homeport. If you did NOT receive them, you were instructed to let me know in my email. I only had 1 response. I hope that means everyone else has them...**

**-Black Web Belt (This is the same belt you wear with your NWU's)**

**-Ribbon Bar (Not everyone has received ribbons/rack yet; if you have gotten one, wear it.)**

**-If you have received your I.D., make sure you have it.**




\*\*\*-**Plain Black Necktie, not a clip-on** (We try to provide this, but do not always have them available. If you are able to get your own, it is helpful. If you are purchasing your own, please be sure to get one that fits your torso length appropriately.)



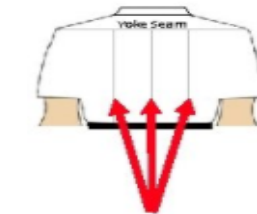
**Also, you are all expected to be within proper grooming standards. Regardless of gender, that means no hair sticking up all over the place; it should be properly combed and use gel or hairspray to keep it in place if necessary. Hair in buns should not have flyaways. No facial hair, or piercings. Females may wear ONE PAIR of small silver ball post earrings if they would like. Clean and trimmed fingernails. No polish.**

**To form military creases,** press two vertical creases in the front of the shirt, from the shoulder seam through the center of each pocket to the bottom of the shirt, and three evenly spaced vertical creases in the back of the shirt, from the yoke seam to the bottom of the shirt. If shirts do not have a yoke seam across the back as a reference point for placing three evenly spaced creases, start the outboard creases at the shoulder seam. Then start the center crease at the seam that attaches the collar to the shirt. End all creases at the bottom of the shirt.

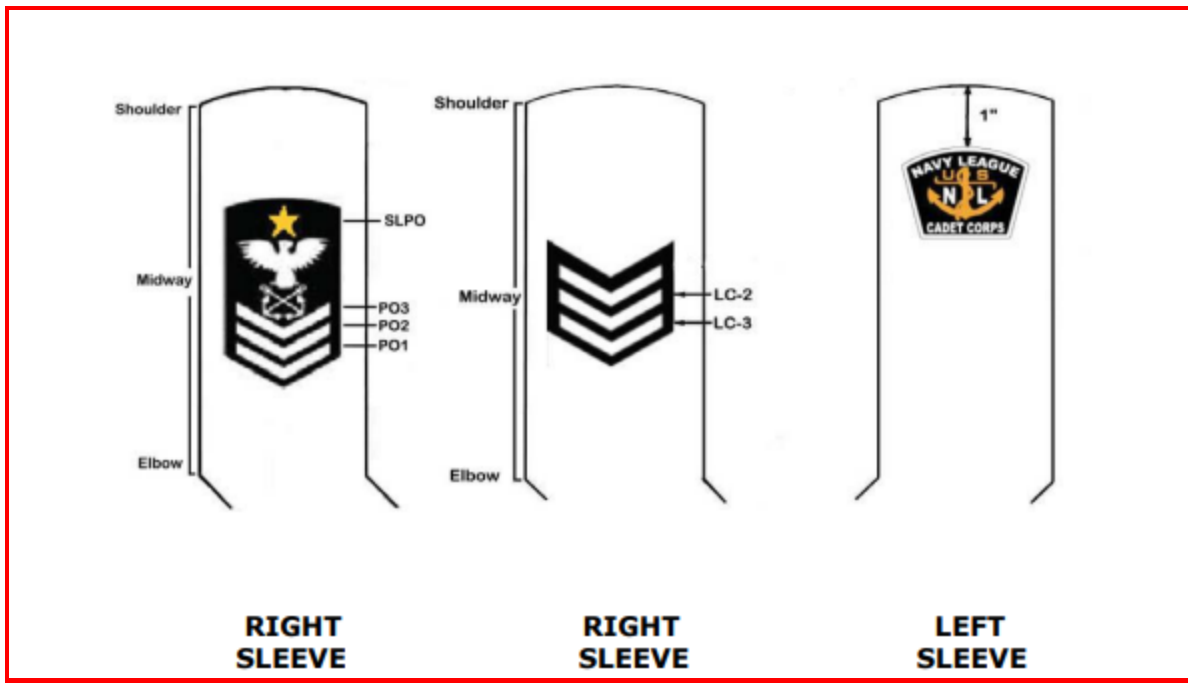
## Creases



One crease down the center of each pocket from the epaulet seam to the shirt tail. Shirt is clean and pressed with no wrinkles.



The back of the shirt has three vertical creases, evenly spaced between the side seams of the shirt from the yoke seam to the shirt tail.



\*\*\*If you are a new cadet that has not yet received uniforms, please wear the following to the NOSC on SUNDAY: Plain Navy Blue T-Shirt, Plain Jeans (no rips), belt, black socks, sneakers. If you are officially signed on, be sure to bring PT gear (a plain dark colored or yellow t-shirt, and plain navy blue or black athletic shorts. You can also bring or wear a plain Black or Navy Blue sweatshirt. I do not want to see overly large sweatshirts. They should fit appropriately; we need to look presentable at all times.\*\*\*

**If you still need to pay for your seabag, you need to do so this month. Everyone needs to be properly uniformed for inspection at January drill.**

\*\*If you are a cadet who has completed the appropriate coursework and is ready to test for advancement, MAKE YOUR REQUEST **by sending up a chit**. It is *not* up to officers to ask *you*. Send up a chit in the morning stating that you are ready to test for whatever advancement it is, and an Officer will call you to the office to test at some point during the weekend. YOU need to know your login information to be able to test. If you can't log yourself in, you CANNOT test. It is not the Officer's responsibility to keep track of YOUR login. *If you requested to test last month and did not get the opportunity, which unfortunately does sometimes happen due to time or internet constraints, you DO need to send up another chit. Testing requests are not accepted through e-mail.*

**Remember to always bring a notebook (preferably full or mid-size, but pocket sized is acceptable) and pen/pencils to every drill. \*\*And keep them with you unless you are doing PT.\*\***

-LT Fallon  
OIC Training Ship Little Rock

## **Admin Info**

**Medical:** If your Physical Exam is more than a year old, you need a current one on file. Your doctor must fill out the official USNSCC Medical Form that you can print out from "Homeport". Attachments from the Doctor's Office are not accepted. Current physicals are not only needed to attend Boot Camp and Advanced Training, but are necessary to maintain enrollment in the Sea Cadet program itself.

**Registration/Renewal:** You MUST have a current I.D. to attend training and drills, both locally and elsewhere. NO EXCEPTIONS. The system will automatically drop you from a training if your I.D. lapses. It is imperative that you pay your dues on time, so that you can be renewed as necessary.

**\*\*If you haven't already been told, you will be notified at drill if any money or medical forms are due.\*\***

## **Upcoming Drill Dates**

January 7-8, 2022

-----

February 4-5, 2023

March 11-12, 2023

April 1-2, 2023

May 6-7, 2023

June 3-4, 2023

July 15-16, 2023

August 5-6, 2023

September 9-10, 2023

## **Upcoming Events/Dates to Remember**

December 10, 2022.....Holiday/Awards Banquet

December 10, 2022....."America's Game" 3:00pm on CBS

(Army vs. Navy Football Game 2022)

*GO NAVY! BEAT ARMY! HOO-YAH!*

# **ADDITIONAL INFORMATION, REMINDERS, AND REQUESTS**

-December IS NOT an overnight drill.

-BRING DEODORANT on Sunday. You should have it to put on when changing back into your uniform after PT.

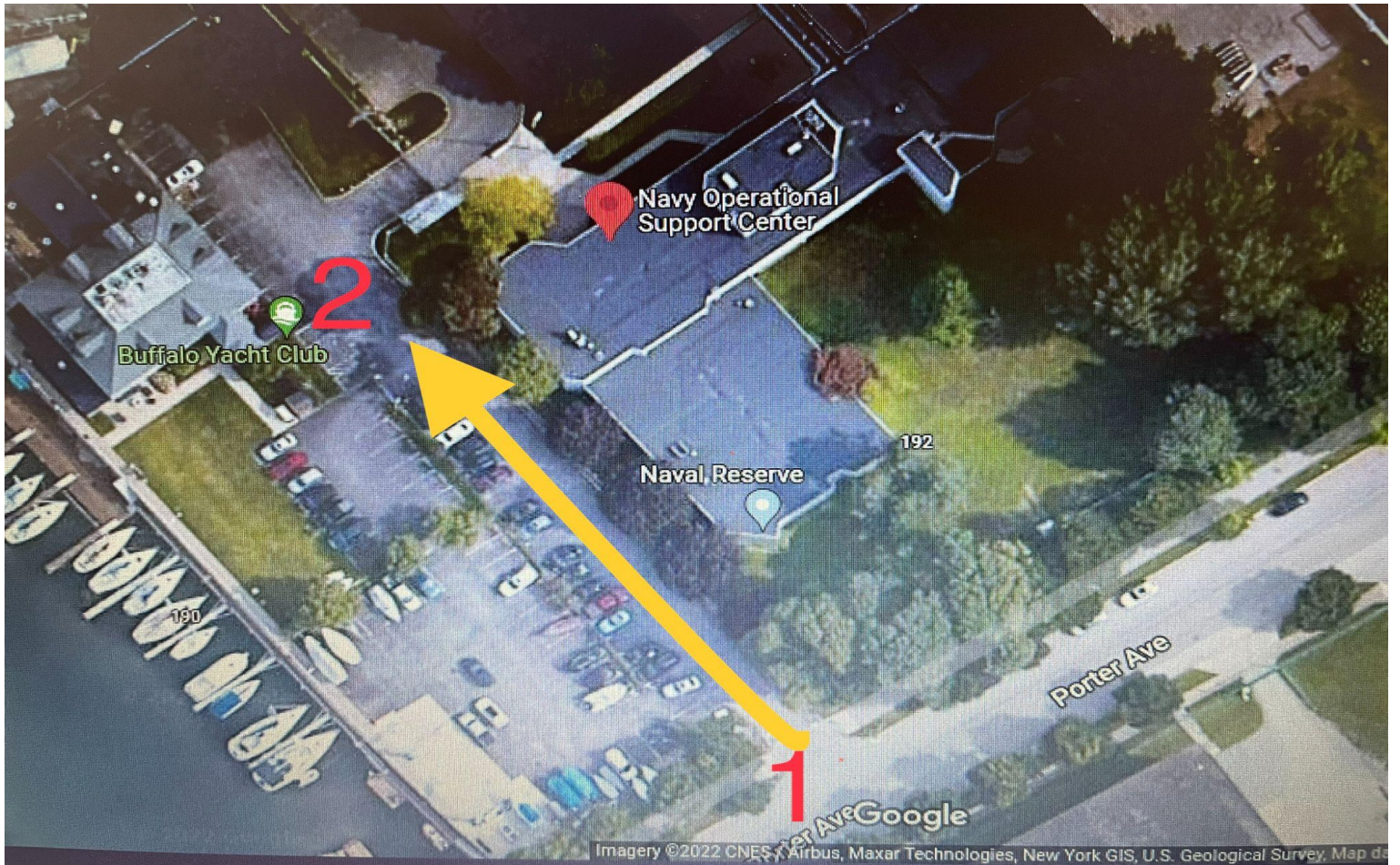
-*In effect*: any cadet below the rank of Petty Officer MUST have a Canteen and Canteen Belt; Military style, not Scout style. IT IS CONSIDERED PART OF YOUR UNIFORM. If you are a Petty Officer of any level, you are allowed to wear a Camelback if you prefer, but it needs to be plain black, (coyote brown is fine for Type III's) or the appropriate print to match your uniform type. If you are a Petty Officer and do not use a Camelback, you must have a canteen.

-The switch to Dress Blues and Winter Salt & Peppers has taken effect, and they are REQUIRED attire for the Awards Banquet.

-Reminder: EVERY email that includes an officer as a recipient, MUST include a second officer. This is not just a unit regulation, it is a full program regulation set forth by National Headquarters. Please note: even though it's "in the name", a Petty Officer does **NOT** count as an Officer; the regulation is in regards to ADULT Officers. If you are unsure of how to "copy/cc" someone to an email, ask someone for help. It is imperative that this regulation be followed. Please use "cc", NOT "bcc". If you send an email to a fellow cadet and copy an officer on it for some reason, you then have to copy ANOTHER officer on it.

-For new cadets (and anyone else not sure)... **REMEMBER**: if you need to ask a question, make a request, share information, etc with an adult officer, you **NEED TO GO THROUGH YOUR CHAIN OF COMMAND**. That being said, any Cadet who is not in a leadership position should be calling or emailing their ACC (or CC if your company does not have an ACC) to begin the chain. **You do not contact senior leadership directly**, especially the CO and XO. Currently, the ACC for League Cadets is LC3 Boutakhoust. The ACC for RTC is SN Stoddard. The ACC for ATC is PO3 Pawli. Those cadets will continue the chain until it reaches the appropriate recipient and the issue will be resolved as necessary. Additionally, ACC's, CC's, LPO: you need to be checking your cadet email **daily**; you are in leadership positions and if your cadets are reaching out to senior leadership, YOU need to make sure it gets passed up.

**-NOSC:** Below you will find a quick explanation of drop-off options; this is more for cadets that have not yet attended a drill at the NOSC, but is a good reminder for others. Additionally, if you are an experienced cadet who arrives and notices a new cadet looking unsure or nervous of where to go, please help guide them.



-Cadets can get dropped off at “1” and walk up the driveway to be let in at security, or be dropped off at “2” and be let in by security right there, but it is difficult for parents to turn their car around to leave out the same way. When you get to security to be let in, **YOU WILL NEED YOUR I.D.** If you are new and haven’t received it yet, let them know. You can also ask them where the door is to enter the building. Any new parents that need to come in to turn in or sign paperwork, you will need to park on the street and walk up the driveway to security as well. ***I.D. is required.***

---

---

# Awards Banquet/Christmas Party

Hamburg Township VFW, Post 1419

2985 Lakeview Rd.

Hamburg, NY 14075

Arrival: Officers and Cadets...0900.

The doors will be opened at that time for parents and guests as well.

0900 - 1000...Everyone is free to walk around and see the items up for raffle, get their 50/50 split tickets as well as find their seats and make themselves comfortable.

1000...Pledge of Allegiance; followed by the awards presentation.

1130...Stop for lunch.

1230 - approx 1330...V.I.P's speak and finish awards presentations.

Following award presentations, we will hand out raffle items and 50/50

1345...Cleanup and pack up.

Dismissal: Following cleanup

**\*\*We could still use some baskets for the raffle and desserts.**

Please contact Mrs. Beth Pastwik

[bpastwik.usnscc@gmail.com](mailto:bpastwik.usnscc@gmail.com)

**if you have something to contribute.**

# Attention: Sea Cadets

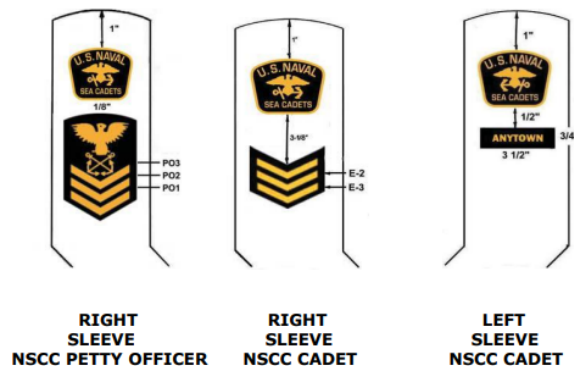
Below you will find a visual of how your dress blues uniform should look, a list of components, and a description of how to press your creases. This is meant to serve as guidance to brand new cadets that have never worn the uniform before and as a reminder to those that have.

## NSCC UNIFORM COMPONENTS

- Jumper, Blue Dress
- Trousers, Blue Jumper
- Dixie Cup Cover
- Shoes, Dress, Black
- Socks, Black
- Undershirt, White Crew Neck
- Neckerchief
- NSCC Shoulder Flashes
- Sleeve Insignia
- Ribbons



FIGURE 4-2-1 NSCC CADET CHEVRON AND RATING BADGES



## Military Creases and Ironing

When the dress uniforms are pressed, make sure the uniforms are inside out so that the creases are inverted when you put it on.

First of all: the jumper and trousers (whites and blues only) are NEVER creased from the outside. ALWAYS turn the jumper and trousers wrong-side out.

The JUMPER is folded down the middle with the collar flap extended. Lie the jumper back down and fold the right sleeve across the front and match it up with the left sleeve. Smooth the jumper out so the crease extends evenly from the top of the collar with the bottom of the waist band. Use a damp piece of cloth between the hot iron and the fabric as the synthetic fabric will melt or discolor if the iron is too hot. The damp cloth also creates steam that sets in a sharp crease. Begin ironing along the back of the jumper, moving from the tip of the collar all the way down; then crease the sleeves while still folded in half. Unfold the jumper so it lies flat on its back. You should see an inward crease extending from the V-neck down to the waist band. Make sure there are no multiple creases. Fold both sides of the collar flap in toward the center crease and using the dampened cloth, carefully iron the creases in on both sides (be careful not to iron out the center crease. There should now be three sharp creases in the collar flap with an equal distance between each crease.

TROUSERS: Fold the trousers wrong-side out and lie them flat on the ironing board seam to seam. When finished, the two creases will run along the outside edge of the pant leg, NOT THE FRONT, with the corresponding crease running along the inseam.

(You can search online for up-close visuals of the creases.)